



Product Bulletin

Trimble Advanced Positioning
July 2020
TAP202010-1023-PB

TRIMBLE VRS NOW AUSTRALIA: SINGLE-SIGN ON IMPLEMENTATION

To enhance ease of use and improve the security of the Trimble VRS Now™ service in Australia, users will start using the standard Trimble Identity SSO [single sign-on] service to access the web page vrsnow.com.au from **4th of August 2020**.

Please note that this enhancement **does not** affect the user login and password being used for the rover Ntrip connection. The rover login and password remains unchanged.

The Trimble Identity service is already used to unify access to different services within Trimble (Trimble Connected Community, Trimble Knowledge Base, Sketchup, ...) and this change will allow users to use their existing Trimble Identity account to access the Trimble VRS Now™ website.

Introducing SSO:

- Account details for accessing the vrsnow.com.au web page will change. An email address (already configured with each Trimble VRS Now™ account) with a randomly generated password will be used to access TVN web page. If the email address is already tied to an existing Trimble Identity account, then the password has not been changed.
- The passwords for new accounts were delivered to the email supplied during ordering.
- After the change, clicking on the Login link on the vrsnow.com.au web page, will redirect to a new Trimble Identity page asking for SSO details.
- It is recommended that users reset their SSO password the first time you login on the Trimble Identity page.

www.trimble.com/Positioning-Services

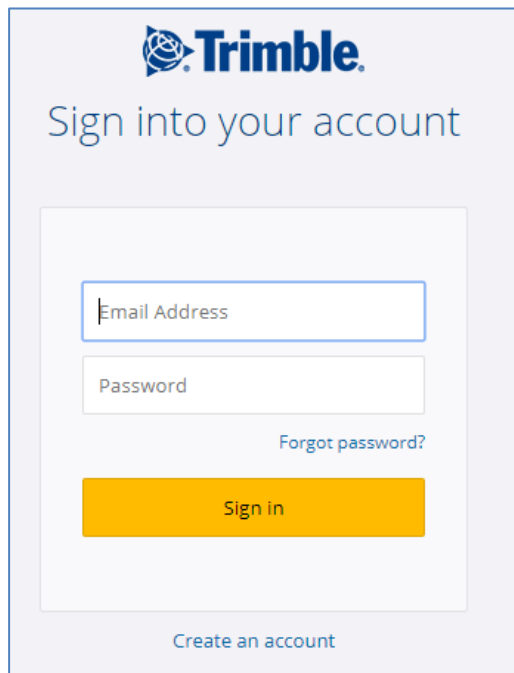
© 2020, Trimble Inc. All rights reserved. Trimble and the Globe & Triangle logo, and Trimble RTX, CenterPoint and RangePoint are trademarks of Trimble Inc., registered in the United States and in other countries. FieldPoint RTX, ViewPoint RTX and VRS Now are trademarks of Trimble Inc. All other trademarks are the property of their respective owners.

Logging in to vrsnow.com.au with SSO:


1. The Trimble VRS Now home page is unchanged. Select the Login link as before.



2. The user is redirected to the Trimble Identity login page to enter their details.



3. If the login is successful, the user is returned back to the Trimble VRS Now website.

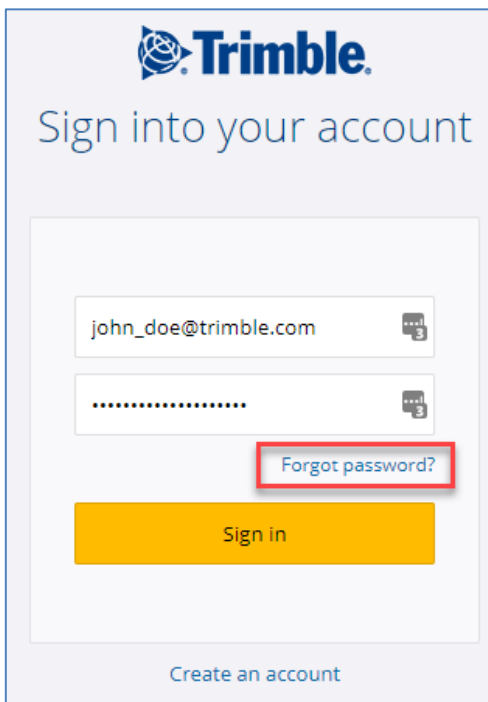


How to find an email address

If a user should not be aware of the email address necessary for login, please check with the reseller or Trimble customer care team (see "For more information" for contact details).

How to reset a password

Users who do not recall their password can use the "Forgot password" link on the Login page to recover their password.



Summary

- The change will affect **only users accessing the web page** (users who use iScope, iScope Live, or the Reference Data Shop for Post Processing). **New login details will need to be used.**
- A password can be found via “Forgot password?” option during login.
- The website will only be accessible with the email address and provided password. **It will not be possible to access the web page with rover logins anymore.**
- **There will be no changes for accessing real time data with rover.** Details in field software and rovers do not need to be changed.
- **There are no changes for iGate users.** Trimble software accessing our iGate offering for post processing will not be changed.

For More Information

Contact Trimble Correction Services Customer Care:

Australia toll free: 1800 062 221

Australia Toll free fax: 1800 062 224

Phone: +61 8 9322 5295

Fax: +61 8 9322 4164